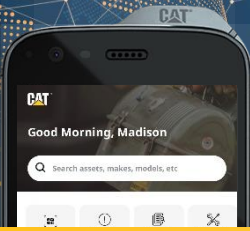


# VISIONLINK®

## CONFIGURE ASSET VISIBILITY RULE



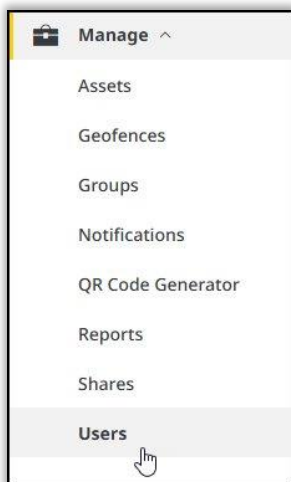
## GETTING STARTED IN VISIONLINK®

The VisionLink® Fluid Analysis space is expanding in 2025. To ensure a smooth transition to VisionLink Fluid Analysis powered by S•O•S<sup>SM</sup> Services, **start preparing today!**

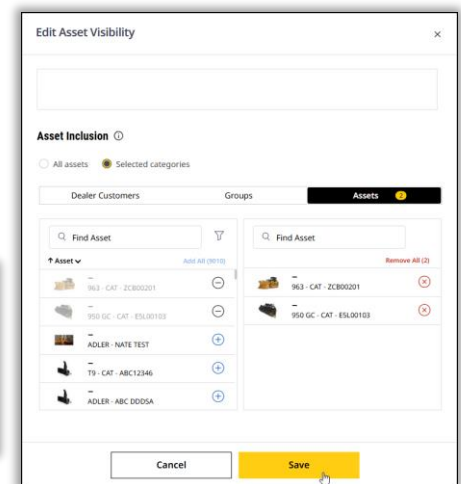
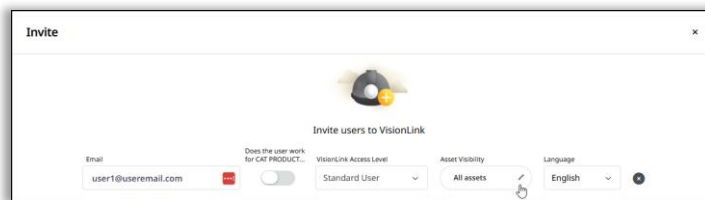
Please note, VisionLink supports the ability to restrict asset visibility to a subset of customer users within your organization.

## HOW THE ASSET VISIBILITY RULE WORKS:

Customer users with VisionLink Administrator access can modify asset visibility rules for individuals with Standard or Read Only access by navigating to Manage > Users.



**+** Click the "Invite" button, add the user information, and select the pencil icon in the Asset Visibility column.



**+** Navigate to Manage > Users page.

**+** Select the required Asset Inclusion option and configure the asset visibility settings.



For more information on Asset Visibility, see the VisionLink Help Center for guided tours and FAQs:

- + Configure Asset Visibility Settings Tour
- + [FAQs > What is Asset Visibility?](#)

